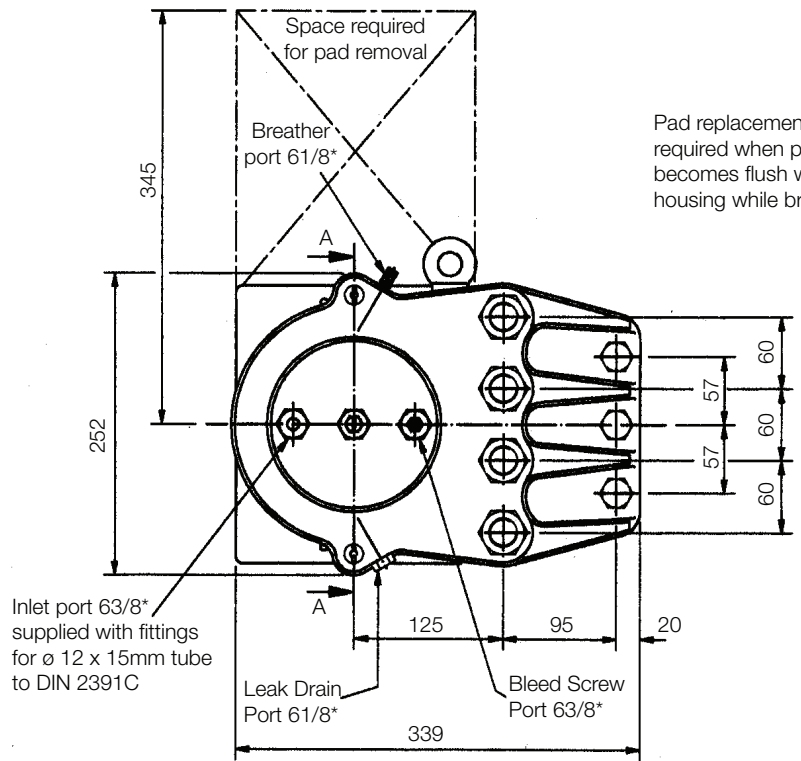
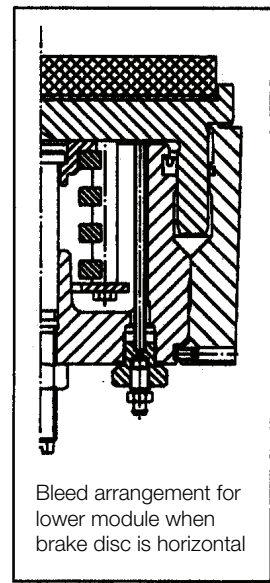
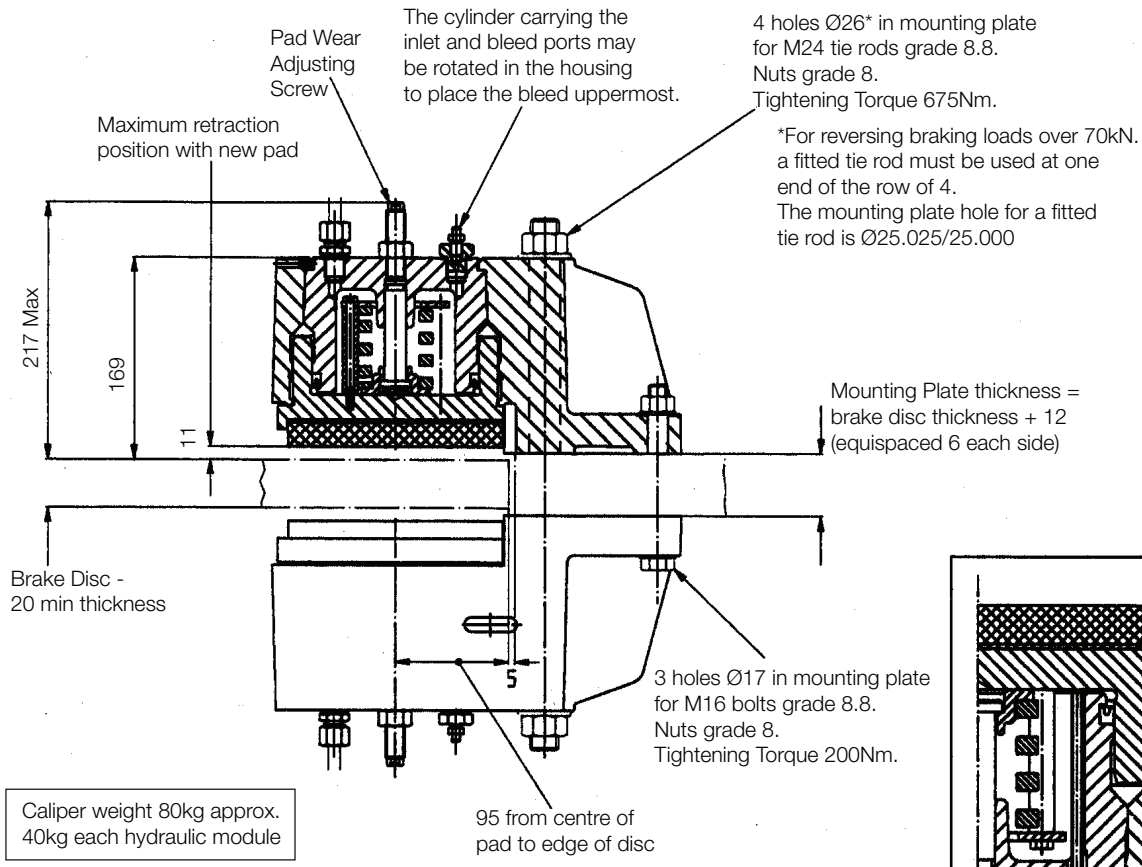
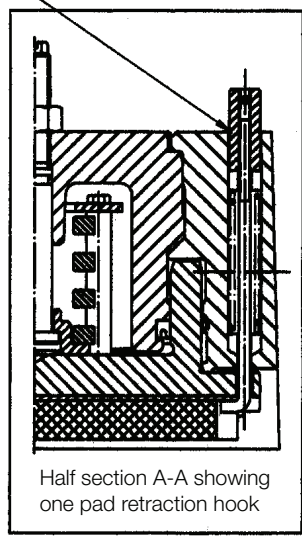


VKHD Disc Brake Caliper - Hydraulic Applied - Spring Released



Pad replacement is required when plunger becomes flush with housing while braking



VKHD Disc Brake Caliper - Hydraulic Applied - Spring Released

Distribuidor exclusivo para la República Argentina
T. 011 4222 5040 - F. 011 4201 2478
retro@twiflex-brake.com.ar

Technical Data

The VKHD is a hydraulically applied spring retracted disc brake caliper which consists of 2 similar halves or hydraulic modules. In installation the modules are bolted each side of a fixed plate and mounted astride a brake disc. The brake disc may be either in a vertical plane or horizontal but for the latter mounting special bleed arrangements are required.

Brake Disc

Diameter - 1000mm minimum. There is no maximum limit except for practical considerations.

Thickness - 20mm minimum. There is no maximum limit except for practical considerations.

Material - standard discs sg iron to BS2789 grade 420/12. (Twiflex data sheet DB 5002).

Finish - brake path surface to be 2µm or better.

Brake Pads

Length	Wide	Thickness	Area (2 pads)	Wear Allowance
208mm	180mm	22mm	726cm ²	10mm

Hydraulics

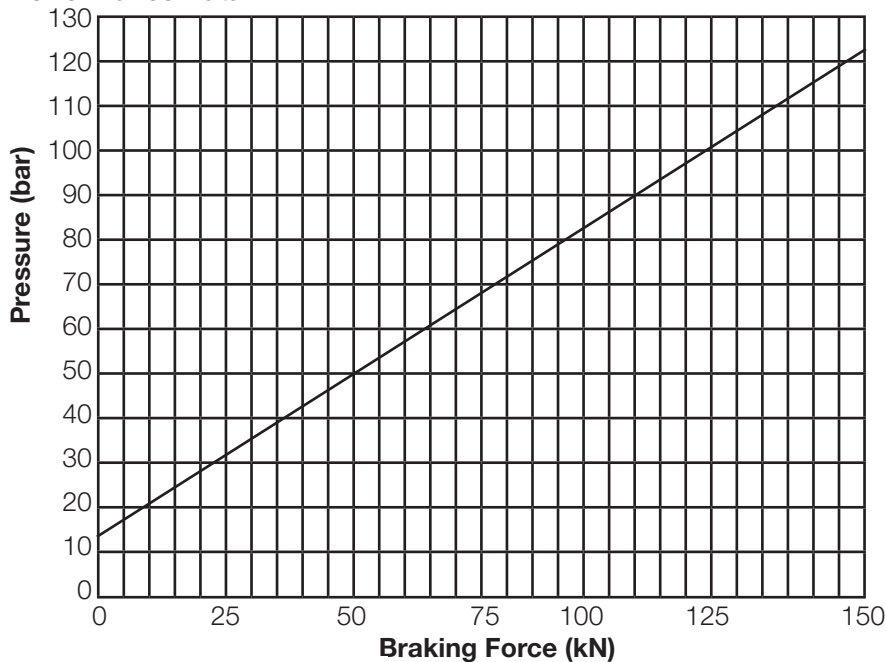
The recommended fluid is mineral oil based hydraulic fluid. Water based fluid types ISO-L-HFAE, ISO-L-HFB, and ISO-L-HFC may also be used.

Fluid displacement for 1mm retraction at both pads - 31ml.

Brake Adjustments

The adjusting screw sets the air gap between brake pad and the brake disc and allows pad wear to be taken up. A typical air gap is 2mm. The smaller the air gap, the smaller the hydraulic fluid volume flow required. In a high wear situation, resetting should be frequent. See installation, Operation and Maintenance Instructions M1144 for adjustment for pad wear. An electrical monitoring unit is optionally available to indicate when pad replacement is required.

Performance Data:



Braking force assumes a coefficient of friction between brake pad and brake disc of 0.4.

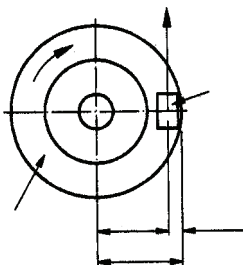
This is only achieved by fully bedded-in and conditioned brake pads and a high standard of cleanliness and dryness at the friction surfaces.

A bedding in procedure is available in publication M1060.

An appropriate service factor should be applied according to the duty. In case of holding brakes or wet conditions this should be at least 2.

Pressures stated allow for small loss of force due to seal friction.

Normal maximum working pressure 100 bar.



Braking Torque

Braking Torque (T_b) = Braking Force (F_b) x Effective disc radius (R_e)

Effective Disc Radius (R_e) = Actual disc radius (R) - 0.095m.

For T_b in Nm, apply F_b in Newtons and R in metres

$$T_b = F_b \times R_e \quad (R_e = R - 0.095) \text{ Nm}$$

$$T_b = F_b (R - 0.095\text{m})$$

For T_b in lbf ft, apply F_b in lbf and R in ft

$$T_b = F_b (R - 0.312\text{ft}) \text{ lbf ft}$$

Twiflex disc brakes must be used with Twiflex asbestos free pads. The use of any other brake pad will invalidate the warranty. Twiflex Limited reserves the right to modify or change the design without prior notice. This document is the intellectual property of Twiflex Limited.



An Altra Industrial Motion Company

www.twiflex.com

9 Briar Road, Twickenham
Middlesex TW2 6RB - England
+44 (0) 20 8894 1161
Fax: +44 (0) 20 8755 5601



This approval is in Accordance with
Certificate number 850822
Issue 04 June 2009 © Twiflex 2001.